




PE m + PE h to replace kit part E36 (dashboard)



PE n+PE s to replace kit part A9



PE l+PEi+PEj to replace kit parts F17 and F18




For window frame use kit part A18! Insert thin clear plastic foil between PE frames



PE m + PE h to replace kit part E36 (dashboard)




PE n+PE s to replace kit part A9



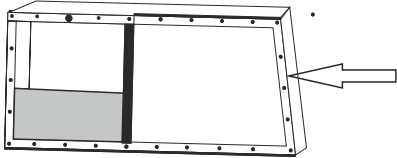




PE l+PEi+PEj to replace kit parts F17 and F18




For window frame use kit part A18! Insert thin clear plastic foil between PE frames



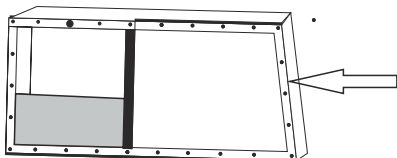



push rivets from back



side windows covers - Insert thin clear plastic foil between PE frames



push rivets from back



side windows covers - Insert thin clear plastic foil between PE frames